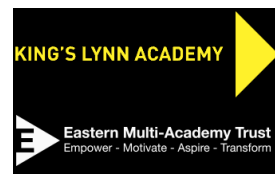


Implementation: Curriculum Narrative



Subject: Drama

Year: 8

Author: S.Mace

Key Knowledge

Pupils will know

Key Skills

Pupils will be able to

Key Threshold Concepts:

1: Melodrama/Pantomime

- What is Melodrama?
- Stock Characters
- Typical Plot
- Melodrama Techniques
- What is a Pantomime?
- Characters
- Gender Role Reversal
- Pantomime Techniques
- Features of a Script
- Preparing a Performance
- Line-learning Techniques
- Performance
- Self-Evaluation

2: Improvisation

- What improvisation means
- The basic rules of improvisation
- Improvisation exercises
- Applying improvisation to a performance
- Building Confidence
- Self-Assess

3: Realism

- Stanislavski – Who he was?
- Key System
- Explorative Activities using the Key System
- Character Development
- Self-Assess
- Recognising Realism in Performance
- Applying Realism to a script
- Performance

4: Adverts

- What is an advert?
- What makes a good advert?
- What makes a bad advert?
- Camera Angles
- Creative Writing by creating your own TV Advert
- Performance

Subject Skills:


These modules continue to develop student's experience, confidence, and creativity during practical and explorative tasks. The topics studied will also build upon their existing use of subject specific terminology when self-evaluating and analysing their performances alongside professional examples.

Students will learn basic knowledge, skills, and technique including but not limited to;

- Identifying the different aspects of a script
- How to learn lines effectively
- How to annotate a script and make clear decisions on character development
- Exploring Melodrama and Pantomime
- How to effectively prepare a performance
- Understanding and identifying different styles of drama
- Understanding what a practitioner is
- Identifying Stanislavski and what style of theatre they created
- Applying Stanislavski's key system to a performance
- How to apply styles of theatre to create a performance
- Understanding what improvisation is
- How to self-evaluate and analyse a performance
- Exploring different techniques and applying to a performance

Throughout these modules, students will encounter different genres of drama and how drama can vary depending on the style you are using. Students will continue to be presented with opportunities to create and perform conforming to the styles of each module studied throughout this academic year.

The skills built upon throughout this year will continue to be developed throughout the next academic year.



Subject Specific Knowledge and Sequencing:

1: Melodrama/Pantomime

This first section of this module aims to educate students on Melodrama as an acting style. Students will learn how to create a successful performance using the correct techniques and characters. The second section of the module will require students to explore the genre, Pantomime whilst studying how gender role reversal occurs. Within this module, students will gain crucial skills of how to learn lines effectively, the different features of a script and how to work collaboratively to create a successful performance.

2: Improvisation

This module aims to educate the students on the process of how to improvise successfully. The focus of the topic is to help the students to gain confidence and the freedom to be creative through practical exploration activities. Students will be challenged to improvise as a collaborative through a variety of explorative exercises.

3: Realism


This module will introduce students to what a practitioner is. The students will study the work of Konstantin Stanislavski and how he created Realism as an acting style. Students will explore Stanislavski's key system and apply this to practical exercises as well as a collaborative performance. Students will indulge in watching recorded live performances to select and analyse techniques being used.

4: Adverts

This module will introduce students to the techniques required to act within the TV industry. Students will analyse and make critical judgements on what they believe to be a successful or unsuccessful advert. Students will be required to create their own advert and record this, thinking about the techniques required.

Prerequisites and Spiral Teaching:

- All students will begin Year 8 having studied the Year 7 Drama Curriculum at KLA.
- Students will begin this year with a more equal knowledge, understanding and experience of Drama than in their transition year.
- Almost all students will have now experienced performing in front of peers and other teachers.
- Those students who have not performed would have expressed a desire not to, supported by parents/carers, and will not have been forced into an uncomfortable situation (we will continue to work with these students to build confidence and work toward a day where they may feel more ready to perform).
- All students will have a toolkit of basic performance skills and will continue to develop these in Year 8.
- Students will continue to develop their understanding of a variety of genres, styles and skills used in Drama.
- Students focus on developing their knowledge and understanding of character development and how to apply it to all performances throughout the Year 8 Drama curriculum.



Cross-Curricular Knowledge Links:

English – Writing, Reading, Listening, Speaking, Creative Writing, Analysis of drama features and building subject specific vocabulary.

History – Exploring Stanislavski and how they created different Theatre Styles.

Personal Development – Growing the students' confidence through performing in a safe environment and building social skills by working in groups.

Photography – Recording their own adverts thinking about camera angles.

Reading Lists / Sources / Reading around the subject recommendations:

Online Resources:

The following are websites to aid with drama theory practice:

- [Stanislavski's techniques - Naturalism and Stanislavski - GCSE Drama Revision - WJEC - BBC Bitesize](#)
- [Melodrama and commedia dell'arte - Selecting a genre or performance style - Eduqas - GCSE Drama Revision - Eduqas - BBC Bitesize](#)
- [15 Improv Games, Exercises & Activities for Adults in 2023 \(teambuilding.com\)](#)