


Subject: Drama	Year: 7	Author: S.Mace
-----------------------	----------------	-----------------------

Key Knowledge <i>Pupils will know</i>	Key Skills <i>Pupils will be able to</i>
<p style="text-align: center;">Key Threshold Concepts:</p> <p><u>1: Physical and Vocal Skills</u></p> <ul style="list-style-type: none"> • Physical Skills Including: Body Language, Facial Expressions, Gestures, Freeze Frame, Mime, Gait and Proxemics • Vocal Skills Including: Pitch, Pace, Pause, Volume, Tone, Emphasis, and Accent • Types of Stages • Character Development • Rehearsing and Performing • Self-Assess <p><u>2: Greek Theatre</u></p> <ul style="list-style-type: none"> • History of Greek Theatre • Comedy & Tragedy • Use of Masks in Theatre • Types of Stages • Greek Techniques and Keywords • Monologues • Oedipus by Sophocles • Rehearsing and Performing • Self-Assess <p><u>3: Characterisation</u></p> <ul style="list-style-type: none"> • Role on the Wall • Hot-Seating • Use of Voice • Use of Movement • Character Development • Accuracy • Interaction with other performers • Rehearsing and Performing <p><u>4: Matilda Project</u></p> <ul style="list-style-type: none"> • What is Musical Theatre/Types of Musical Theatre • Exploring Characters 	<p style="text-align: center;">Subject Skills:</p> <p>During the course of year 7, these modules will allow students to acquire a variety of key drama skills which will be built upon and developed throughout their five years at King’s Lynn Academy.</p> <p>Students will learn basic knowledge, skills, and technique including but not limited to;</p> <ul style="list-style-type: none"> • Describing and analysing features through listening and watching performances. • Identifying the physical and vocal skills. • How to develop a character. • Understanding the importance of the history of Theatre. • Identifying their strengths and weaknesses in performing. • How to work as a group to create a performance. • Acknowledging skills needed for a successful performance. • Different styles of theatre and how they are developed. • Identifying the different disciplines used in Musical Theatre and how they inter-link. • How to self-evaluate a performance. • Retaining knowledge and self-assessing. • Exploring a variety of different techniques and how to apply them to different styles. <p>Throughout these five modules students will encounter a variety of different genres and styles of drama from different time periods and basic skills used in drama.</p> <p>This will allow students to begin to develop their understanding of the diversity of Theatre as well as the skills needed for a successful performer.</p> <p>The skills built upon throughout this year will continue to be developed throughout the next academic year.</p>



- Role on the wall
- Hot-Seating
- Singing
Including: Harmonies, Acting Through Song and Techniques
- Dancing
Including learning choreography, Acting Through Dance and Technique
- Rehearsing and Performing
- Self-Evaluation

5: Silent Movies

- What is a Silent Movie?
- Charlie Chaplin Influence
- Slapstick
- Mime
- Stock Characters
- Rehearsing and Performing
- Self-Assess

Subject Specific Knowledge and Sequencing:

The Drama curriculum within Year 7 follows a practical based scheme of work that allows students to explore skills by physically engaging in exercises followed by short work booklet tasks to secure understanding. All topics are followed by a performance and/or presentation as well as completing a self-evaluation or a question-based assessment task.

Physical and Vocal Skills


In this module students begin to explore the basic skills used in Drama that provide the first steps to Character and Performance Development. This includes explorative practical and performative based tasks to ensure understanding of the different Physical and Vocal Skills. Students also begin to practise using key drama terminology and their meaning when completing a 5-question assessment which will be self-assessed.

Greek Theatre

Linking student's knowledge of basic Physical and Vocal Skills covered in the previous module, this will be

Prerequisites and Spiral Teaching:

- Year 7 students will each have a different relationship with Drama. Their understanding and experience of Drama will be different levels in their Primary School.
- Confidence and desire to perform in front of peers will differ for each student with some being eager and willing to volunteer themselves regularly and some preferring not to participate in performing at all.
- Most Year 7s will have had some Drama experience with performing in their Year 6 leaver's assembly.
- Some students may have had previous drama classes within their Primary Schools or had Theatre in Education companies and/or pantomime style companies perform at their Primary School.
- Some students may belong to local Amateur Dramatic societies or attend Drama classes outside of school.
- Some students will possess raw talent and/or love for Drama not previously explored at



developed further whilst exploring Greek Theatre. Students will explore the History of Greek Theatre including the different styles of performance, plays, techniques, keywords and language. This is followed by students creating a performance as well as completing a 5-question assessment test and self-assessing. Students will need to use their previous knowledge of Physical and Vocal Skills for their character development.

Characterisation

Linking to the previous two modules, the skills learnt will be developed further whilst exploring Characterisation. Students will take part in a variety of explorative activities to explore techniques and skills to develop characterisation. This is followed by students completing a character development sheet and creating a small performance.

Matilda Project

In this module students will explore the different disciplines of Musical Theatre through the musical Matilda. They will explore different techniques and aspects of each discipline alongside different types of musicals, character development, physical and vocal skills, Acting Through Song and Acting Through Dance. This is followed by students creating a performance as well as a self-evaluation of strengths and weaknesses.

Silent Movies

In this module students will explore Silent Movies. Students will explore a variety of activities to gain knowledge and understanding of techniques including Slapstick, Mime and Stock Characters. Students will study the work of Charlie Chaplin and create a performance influenced by his style. Students will complete a 5-question assessment test and self-assessing.

primary level that we can harness and develop at secondary level.

Cross-Curricular Knowledge Links:

English – Writing, Reading, Listening, Speaking and Analysis that builds subject specific vocabulary.

History – Exploring Greek Theatre.

Personal Development – Growing the students' confidence through performing in a safe environment and building social skills by working in groups.


Music – Exploring singing in Musical Theatre and specific vocal techniques.

PE – Exploring Dance.

Reading Lists / Sources / Reading around the subject recommendations:

Online Resources:

The following are websites to aid with the topics you will explore:



- [Vocal elements - Describing voice - GCSE Drama Revision - WJEC - BBC Bitesize](#)
- [How performers use their body - Physical skills for interpreting a character - AQA - GCSE Drama Revision - AQA - BBC Bitesize](#)
- [What is Musical theatre? - Musical theatre - GCSE Drama Revision - WJEC - BBC Bitesize](#)